


Soom Smart Certificate Verification Guide

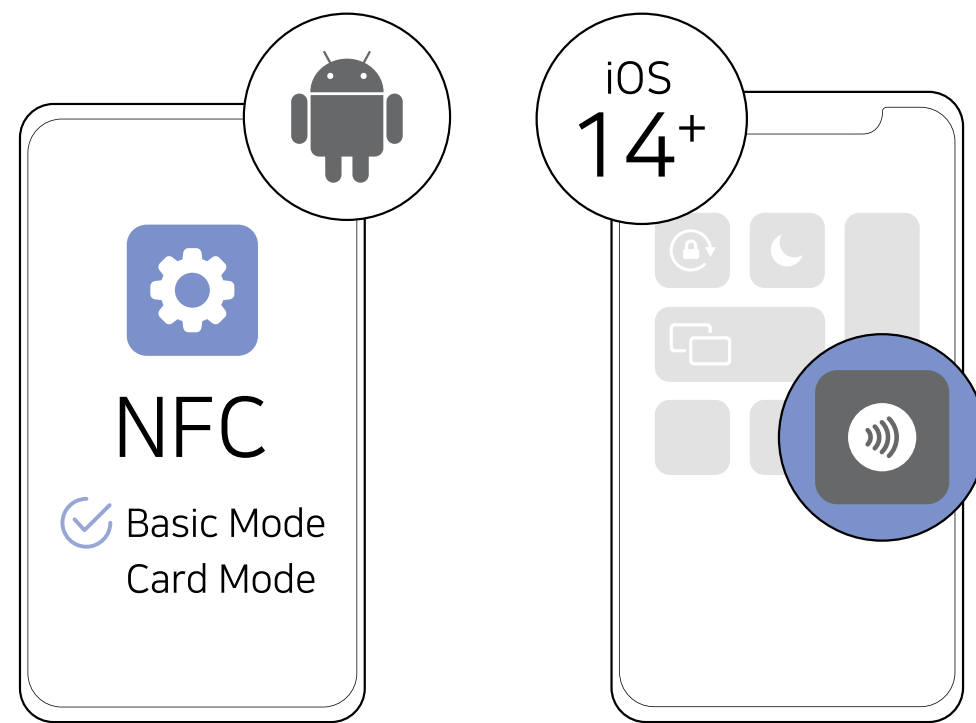
This is the authentication method applied to Soom dolls released after 2021.
It is not available with the device that does not support the Near Field Communication (NFC) function.



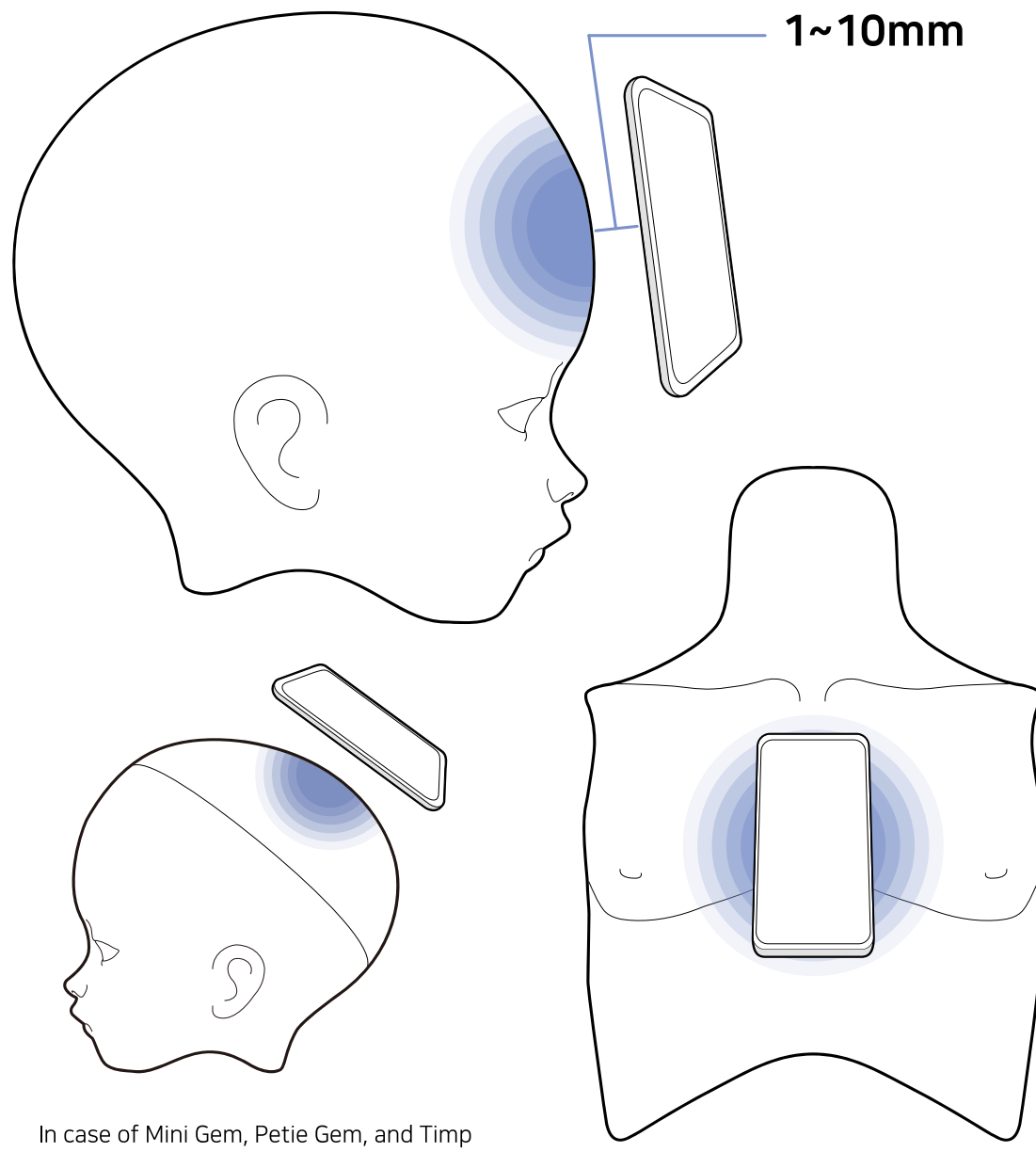
1. Activating the NFC function

- ✓ If you are using the Android
First, turn on the NFC on the device's settings screen or notification window.
If the NFC is set to card mode, please switch to default mode.
- ✓ If you're using the iOS
Turn on the NFC scan mode of the control center. (iOS 14 or higher OS is required.)

Please contact the device manufacturer for NFC support.

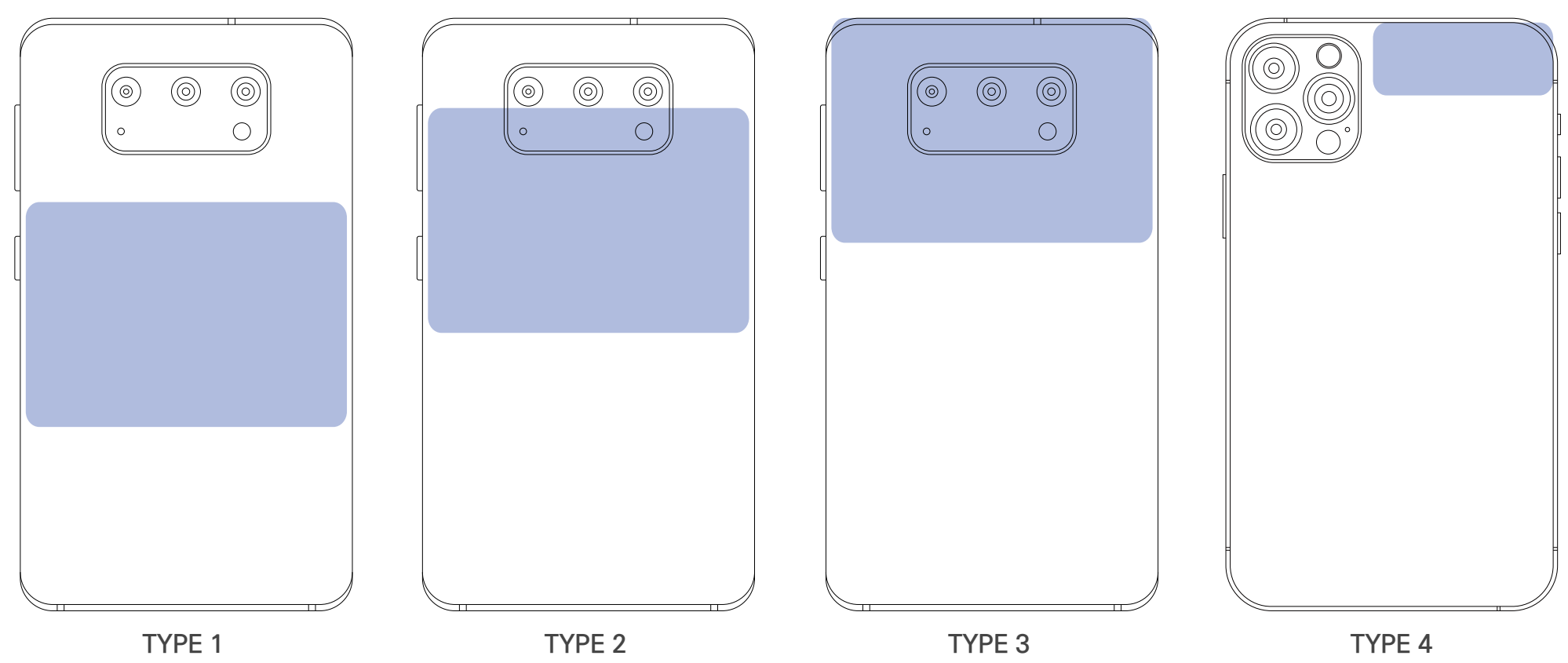


- ## 2. Tag the NFC antenna on the forehead or the center of the chest part of the Soom doll.
- Keep the device as close as possible to the doll and be careful not to touch each other to avoid damaging the surface of the doll.
Some of cases make communication difficult. Please remove the case from the device for a while.
Please contact the device manufacturer for the location of the NFC antenna.



⚠ When the NFC communication is not working well

Since the location of the NFC antenna is different for each device, check where the NFC antenna is located on your smartphone, then tag the part.
If it is difficult to check the location of the antenna, close the back of your device and the doll as close as possible and move the device very slowly from the top to the bottom.



TYPE 1 Rear center of the device

[Samsung] Not included in TYPE2 or TYPE3 such as Galaxy S Series, Galaxy Note Series, Galaxy FOLD

[LG] Not included in TYPE2 or TYPE3 such as G7 ThinQ(2018), Q6*(2017), G6(2017), X401(2017), X400(2017), X300(2017), K10(2016), V10(2015), Band Play(2015), G4(2015), G Stylo(2015), Volt(2015)

TYPE 2 Rear camera lower part of the device

[Samsung] Galaxy A5(2016, 2017), A7(2016, 2017), A8(2018), Note1, Note2

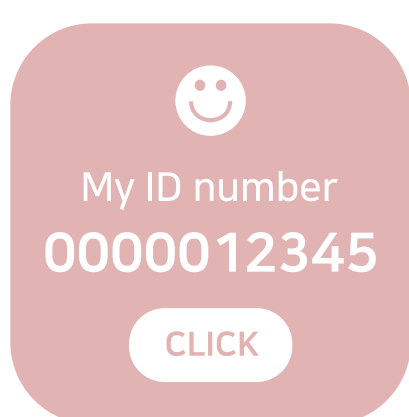
[LG] V30(2017), X500(2017), X5(2017), X Power(2016), U Phone(2016), X Cam(2016), X Skin(2016) 등

TYPE 3 Rear camera area of the device

[Samsung] Galaxy A30(2019), A40(2019), A50(2019), A90(2019), A8(2016), J5(2017), J7(2017)

TYPE 4 Rear upper right side of camera of the device

iPhone 11 Series, 12 Series, X Series, 8 Series, 7 Series



- ## 3. When the Soom doll is recognized, a certificate verification number is displayed on the device's screen.
- When the browser selection window appears according to your device's settings, Please select your preferred browser.



- ## 4. Click the Certificate Verification button to check the results.
- If there is a problem with the result, please contact with our Q&A board.